



KONICA MINOLTA

WIRELESS DIGITAL RADIOGRAPHY SYSTEM

# AeroDR2 1417S



*AeroDR2 1417S*



**KONICA MINOLTA, INC.**  
1 Sakura-machi, Hino-shi, Tokyo, 191-8511, Japan

Distributed by :

Giving Shape to Ideas

Powerful  
and Reliable  
Workflow

Reliable  
AeroSync

Light-weight  
and Robust

# AeroDR2

*AeroDR SYSTEM 2 was designed with input from customers worldwide to meet their most important needs.*




## Light weight and Robust



### One of the lightest FPD in its class

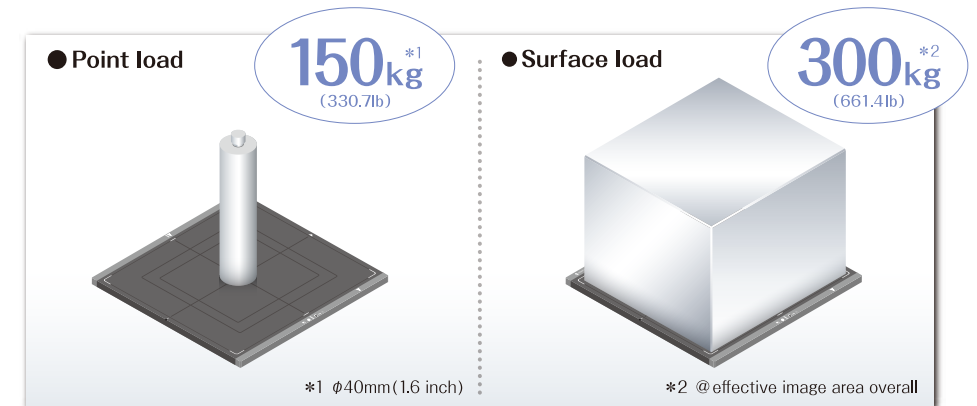
AeroDR 2 1417S is one of the lightest FPD in its class weighing 2.5kg(5.5lb). Konica Minolta developed the ideal combination of components, grip materials and cover design to deliver a durable panel that weighs only 2.5kg (5.5lb). AeroDR 2 1417S, the ideal wireless cassette type DR, is easy to carry and for patients to hold.



### Durable Monocoque Structured Cassette

■ **Use of CFRP (carbon fiber reinforced plastic)**  
The CFRP is a light and strong composite material hardened with weaved plastic resin.

■ **What is monocoque?**  
A monocoque structure refers to a method of construction used to support structural loads by use of and object's exterior.



### Durability Against Loading

We consider varied operation scenes of DR panels.

■ **1-point load test** : Cleared endurance test at 150kg (330.7lb) φ40mm (1.6 inch).  
■ **Surface load (uniform load)** : Cleared endurance test on the entire surface of the 300kg (661.4lb) on image field.



### Water resistance IPX6\*3

Cassette-type DRs may be exposed to body fluids, disinfectants and other liquids accidentally. Konica Minolta considered that such accidents happen and achieved the water resistance grade IPX6. The structure of AeroDR 2 1417S does not allow liquids to penetrate or damage the main components.

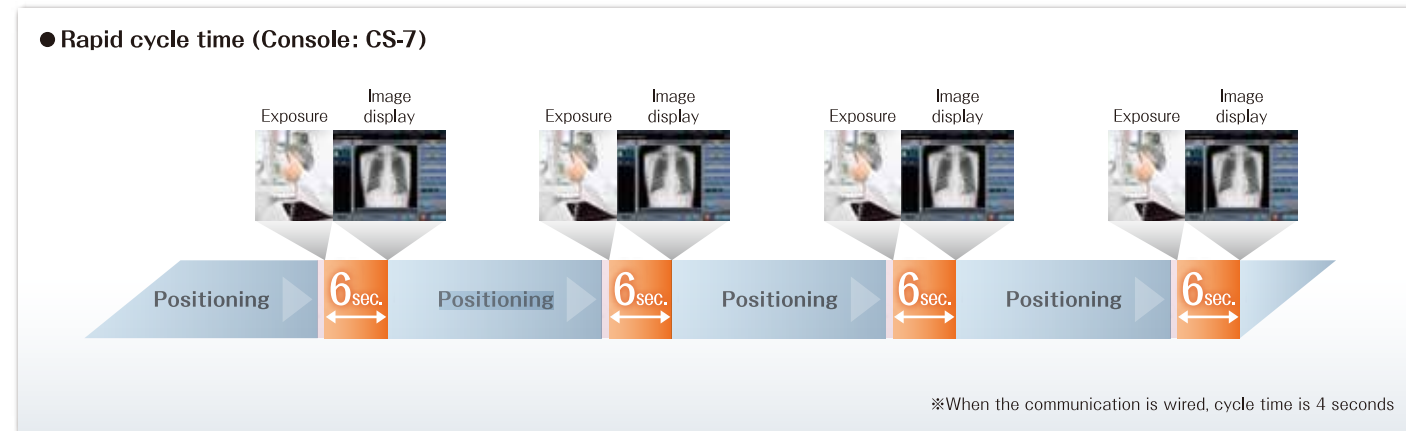
\*3 The product may fail to maintain its waterproof performance (equivalent to IPX6) if it has been dropped. The waterproof performance of this product does not guarantee that product damage or failure will not occur.



# Powerful and Reliable Workflow

## Rapid cycle time

AeroDR 2 1417S introduces rapid cycle time, reducing the time needed for image processing to six seconds to improve comfort while increasing productivity.



## High-performance power cell

### ■ Fast charge

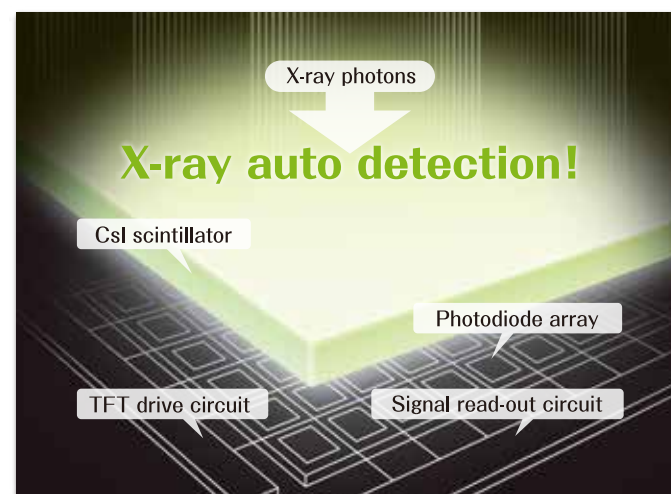
Lithium ion capacitor charges from 0 to 100% in 13 minutes.

### ■ Safety

As lithium ion capacitor is hard to generate heat, it is safe to take exams while the panel is faced to a patient body.

### ■ Long battery life

Expected battery life is the same as one of AeroDR main body. It is unnecessary to replace the battery.

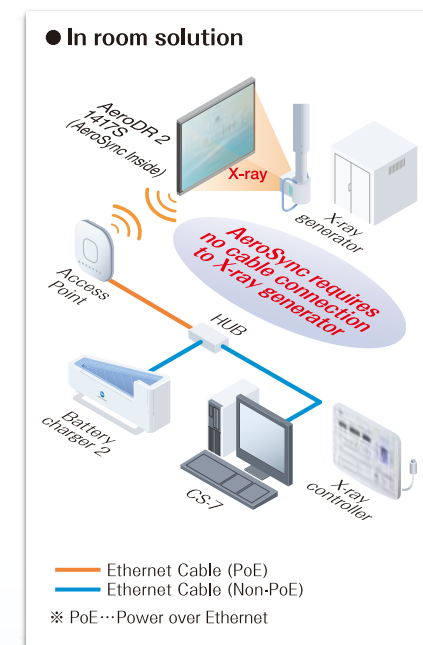
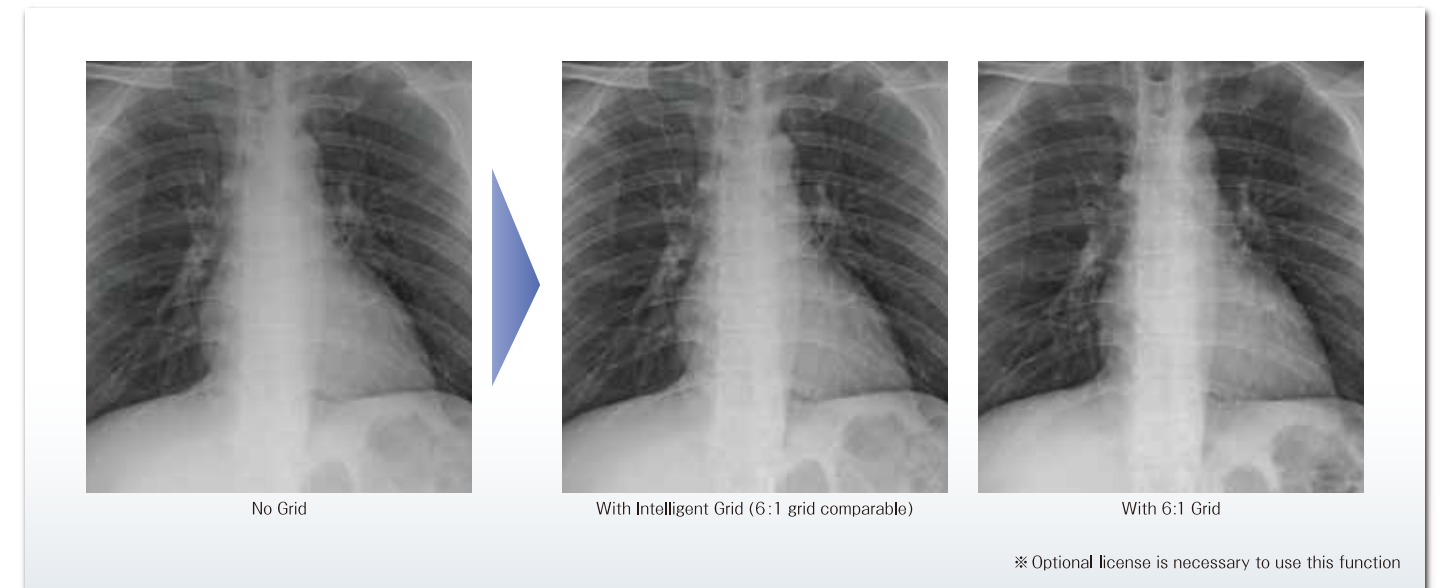


## Reliable AeroSync

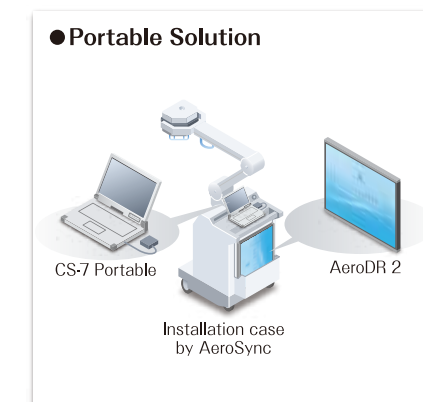
AeroSync is the automatic exposure detection from KonicaMinolta that allows exposures without connection to X-ray generator. Konica Minolta evaluated operation cases which we can improve DR operation by AeroSync. We are going to expand wireless cassette type DR market by AeroSync not only to HP market also Clinic market, home care, disaster medicine.

## Intelligent Grid

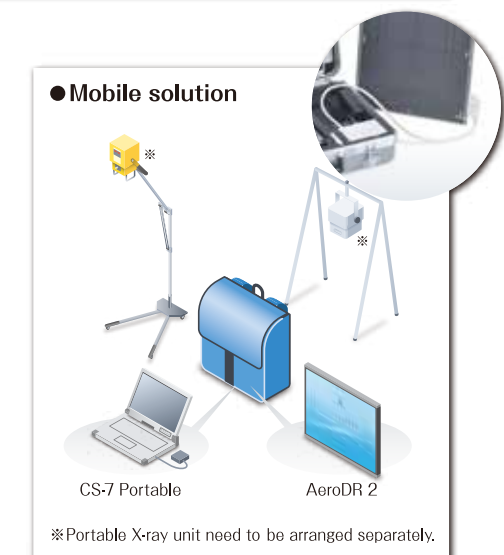
This is the image processing to improve contrast which is affected by scattered radiation without a grid. This function provides easy workflow, the operator need not carry the grid to perform a exam. Three types of parameters are available from comparable grid ratios; 3:1/6:1/8:1.



As AeroDR 2 1417S has AeroSync function, existing analogue or CR system can be upgraded to cassette type DR system.



AeroDR 2 1417S portable retrofit system can upgrade existing analogue X-ray unit to a portable DR system. Key components are panel, console PC and an access point\*4. AeroDR portable retrofit system serves versatility from bed side exposure till ICU, ER, OR and other exposure environment.



Konica Minolta can offer a mobile DR system with AeroDR 2 1417S for home care, disaster medicine. As system components such as panel, console PC and an access point\*4 and Battery charging unit can be packed in Konica Minolta special designed carrying bag, users can carry the system easily.

\*4 Wireless access point should be the model which are designated by KonicaMinolta.



# AeroDR System 2 Specifications

## Wireless Digital radiography System AeroDR 2 1417S



Product name (model name)	AeroDR P-52 (AeroDR 2 1417S)
Detection method	Indirect conversion method
Scintillator	CsI (Cesium Iodide)
External dimensions (W×D×H)	383.7 × 460.2 × 15.9mm (15.0 × 17.9 × 0.6 inch)
Weight	2.5kg (5.5lb)
Pixel size	175μm
Image area size	348.95 × 425.25mm (13.6 × 16.6 inch) (1,994 × 2430 pixels)
AD conversion	16 bit (65,536 gradients)
Usable grid frequency	40lp/cm, 34lp/cm
Durability *5	Point load: 150kg @ φ 40mm Face load: 300kg @ effective image area overall
Water resistance *6	IPX6
Communication	Dedicated wired ethernet connection/ Wireless LAN (IEEE802.11a/IEEE802.11n compliant)
W-LAN encryption	Wireless encryption method: AES / Authentication method: WPA2-PSK
Cycle time *7	Approx. 4 seconds with dedicated wired connection Approx. 6 seconds with wireless LAN connection
Operating time *7,8	150 images/ 4.1 hours
Battery charging time empty to full	Within 13 minutes (When using the AeroDR Battery Charger2, AeroDR Interface Cable2)
Battery duration in standby status *9	10 hours
Battery expected life time	Same as the AeroDR panel life time
Recommended storage and usage environment condition	When operating : (Temperature) 10 to 30°C (30 to 86°F) (Humidity) 35 to 80% RH (ensure no water condensation) (Atmospheric pressure) 700 to 1060 hPa  When not operating : (Temperature) -10 to 40°C (14 to 104°F) (Humidity) 20 to 90% RH (ensure no water condensation) (Atmospheric pressure) 700 to 1060 hPa  In storage / transport : (Temperature) -20 to 50°C (-4 to 122°F) (Humidity) 20 to 90% RH (ensure no water condensation) (Atmospheric pressure) 700 to 1060 hPa  * However, performance warranty period when storing at 50°C is 6 months after packing.

About tested values listed above, methods to measure are followed by the standard of Konica Minolta.  
\*5 Dead loading does not give affection to processed image or panel. Robustness against loading of AeroDR 2 1417S is not to provide any guarantees not to be damaged, not to be broken. \*6 When a shock such as drop or hit on the floor is loaded on AeroDR 2 1417S, water resistance performance (Value as IPX6) may be lost. And the water resistance performance of AeroDR 2 1417S is not to provide any guarantees about perfect water resistance, not to be damaged, not to be broken. \*7 Specification may vary depending on system configuration or environment. The specification described above is under the condition that AeroDR SYSTEM 2 is connected to X-ray generator. \*8 The specification is based on the condition that 3 exposures within one study and interval time between studies is 5 minutes. It takes 20 seconds for positioning. Under the condition that AeroDR SYSTEM 2 has linkage with X-ray generator. When connected to CS-7 image processing workstation. \*9 The specification described above is based on full battery charge and may vary depending on system configuration or environment.

## AeroDR Battery charger 2



Power	AC 100 / 110 / 115 / 120 / 200 / 220 / 230 / 240 V ± 10% Single Phase 50 / 60 Hz
Weight	7.2kg (15.9lb)
External dimensions (W × D × H)	560 × 250 × 153mm (22.0 × 9.8 × 6.0 inch)

## AeroDR Battery charging Unit



Power requirements	AC 100 / 110 / 115 / 120 / 200 / 220 / 230 / 240V ± 10% Single phase 50/60Hz (When dedicated AC adaptor is used)
Power consumption	Approx. 168 VA (100 to 240V)
Weight	0.38kg (0.8lb)
External dimensions (W × D × H)	90 × 125 × 30mm (3.5 × 4.9 × 1.2 inch)
AeroDR BC Unit AC Adapter Specifications	Product Name : AC Adapter (Model Number. Cincon Electronics Co.,Ltd. TR60M48) Dimensions : 132.0 × 58.0 × 30.5mm (5.2 × 2.3 × 1.2 inch) INPUT : AC 100-240 V 1.5-0.7A 47-63Hz OUTPUT : DC 48 V 1.25 A

## AeroDR I/F cable2

Cable length	1m
External dimensions (W × D × H)	79 × 42 × 14mm (3.1 × 1.6 × 0.5 inch)

## Control Station CS-7



Image Processing	Auto-gradation processing, Frequency processing (F processing), Equalization processing (E processing), Hybrid processing (HF processing - HE processing), Hybrid smoothing processing (HS processing), Grid removal processing, Automatic exposure field recognition processing, Tube and Gauze image enhancement (option), Intelligent Grid (option)
Image Output	Host: max 4 ch / Printer: max 2 ch
DICOM support	DICOM Storage SCU, DICOM basic Grayscale Print Management SCU, DICOM Modality Worklist Management SCU, DICOM Modality Performed Procedure Step SCU
Readable devices	AeroDR detector REGIUS MODEL 170, REGIUS MODEL 190, REGIUS MODEL 210, REGIUS MODEL 110 REGIUS MODEL 110HQ*10, REGIUS SIGMA, REGIUS SIGMA 2

\*10 It is not FDA cleared in the United States.